

Williams Favourite

By Derek Young

This is a cracking fly when there is something small and black on the water and can be fished as a Dry or Wet Fly.

For a wet fly tie it on a heavier hook or tie an under-body of fine lead wire.




Dressing

Hook	Kamasan B400 size 10 to 16	Rib	Fine silver wire or fine silver oval tinsel
Thread	Black	Hackle	Black cock hackle Black hen if tying a wet fly
Tail	Black cock hackle fibres		
Body	Black floss or Black tying thread. (Some tie the body with black seal's fur for additional floatability)	Head	Black tying thread Whip finish and varnish


Tying Tips

- Head hackle should be approx one and a half times the hook gape.
- Take care with the ribbing.
Ensure that the turns are evenly spaced and parallel to each other, on both sides of the fly.
- If using Seal's fur to produce body make sure the body is dubbed neat and tight.
- Instead of cutting off wire, catch it in and agitate it till it snaps off.




Step 1

Insert the hook into the vice, secure the thread just behind the eye of the hook and form a neat under-body of tying thread in a position midway between the hook point and the barb.



Step 2

Tie in 6 to 8 black cock hackle fibres and 3 inches of fine silver wire or fine silver tinsel.



Step 3

Take tying thread up to eye to bind down the silver wire and cock hackle fibres and return to wire.



Step 4

Return thread back up to eye and create a neat body.



Step 5

Wind silver wire up shank in open turns to create segmentation and bind in.
(Agitate the wire till in snaps off.)



Step 6

Catch in a cock hackle and remove excess.



Step 7

Using hackle pliers, wind 3 or 4 turns of hackle, one in front of the other, towards the eye and secure.



Step 8

Cut off excess, bind down to create a nice neat head, whip finish and coat head with varnish.

*rev 1 - Jan 2013
© 2013 Ludlow Fly-Tying Club*