

The Okey Dokey

By Derek Young

This fly is deemed to originate from Scotland but although I've tied it in various forms and colours I cannot find a recipe for it in any of my fly-tying books.

I believe it to be an imitation of the Docken Grub.


I've searched for it on the internet and differing sites allocate its development to four different tiers – namely Peter Batchelor and Bob Fitzpatrick in 1998, Sandy Dickinson and Scott Pozzi.

Whoever it was, thanks guys, as its caught me fish on lakes, still-waters and reservoirs all over UK.



Dressing

Hook	Kamasan B110 size 10-14 grub, buzzer hook	Thread	Glo-Brite Floss
Body	rear two-thirds: Glo-Brite Floss No 16 (White)	Rib	Fine Silver Wire some use fine pearl Mylar tinsel others fine silver tinsel
Thorax	front third: Glo-Brite Floss No 7 (Orange)		



Step 1

Secure hook in vice (ping it) and catch on white Glo-Brite Floss No 16 to form thorax.



Step 2

Remove excess white floss and catch in 1½ inches (4cm) of fine silver wire.




Step 3

Run floss down hook shank around bend to bind down the fine silver wire.



Step 4

Run floss back up to eye.



Step 5

Whip finish at eye and remove floss.



Step 6

Catch on Orange Glo-Brite Floss No 7 and run floss to bottom of thorax area.



Step 7

Remove excess orange floss.



Step 8


Wind fine silver wire (in open turns and opposite direction to floss) up to thorax area and secure with orange floss.



Step 9

Agitate wire till it snaps.

*Tip: Don't cut excess wire with scissors.
This will prolong the life of your expensive scissors.*



Step 10

Build up thorax with the orange floss.



Step 11

Whip finish and remove floss.



Step 12

Coat whole fly with 2 to 3 coats of Sally Hanson's 'Hard as Nails' varnish.

(Some use 'Bug Bond UV Resin' but I prefer varnish.)



The Finished Fly

Tip: Paint the hook with Tippex or white enamel paint before catching on the white floss.

This will give the body of the fly a whiter finish when you finally coat the fly with varnish.

*rev 1 - July 2015
© 2015 Ludlow Fly-Tying Club*